

Manor Mash Up!

Summer Term Edition 2019

EDITORIAL TEAM:

Amelia B
Otilie C
Hattie D
Sophie H
Iona R
Amélie T
Annabel W

Year 5 P&L Trip to Osmington Bay

Things I learnt about myself:

I can do things even though I am scared of them

With lots of persevering, I can do anything!

I learnt that I can fit into small spaces!

I learnt that spiders aren't that bad!

I learnt to be more independent

I'm not an inside person!

I can shout very loudly!

Things I enjoyed:

I loved the abseiling and trapeze

The dragon boat racing was amazing

On the big swing I felt like I was flying!

It was petrifying and amazing all at the same time!

I got the chance to help a friend conquer their fears

I loved realising that my friends are so encouraging

I really liked getting to know people that I didn't know so well before

My favourite thing was the bonfire and spending time with my friends

I am so proud of myself for doing the tunnel trail, even though I was so scared



How to Make Millionaire Shortbread



Ingredients:

170g Plain Flour
60g Caster Sugar
120g butter

For the Caramel:

1 tin of condensed milk
2 tablespoons of golden syrup
60g of caster sugar
120g of butter

Method:

1. First preheat the oven to 170 C or Gas Mark 4. Lightly grease or line an 18cm square baking tin.
2. For the shortbread: Sieve the flour and sugar into a large bowl. With clean hands, rub the butter into the mixture until it comes together in a dough. Press it into the bottom of the cake tin, spread evenly and prick with a fork all over. Bake for 15 to 20 minutes or until golden brown.
3. For the caramel: While the shortbread is baking, pour the condensed milk, syrup, sugar and butter into a saucepan. Cook over a low heat, stirring all the time. This takes a while but has to be done carefully otherwise it will stick to the pan and burn. Watch it closely, and when it turns a deep caramel colour, pour it over the shortbread.
4. Allow it to cool for 30 minutes or so, then pour over melted chocolate. Transfer to the fridge for another 30 minutes or so to set before slicing into squares.
5. They will keep for 5 days if stored in an airtight tin or the fridge.



They are delicious! If you don't believe us, just ask...

AMELIE T, 6J, SAID: IT WAS DELICIOUS!!!

CHARLOTTE B, 6J, SAID: IT WAS NICE! :)

ERIN V, 6E, SAID: THEY WERE VERY GOOD :D

Sponsored by

Waitrose

By Amelia B and Annabel W

Clubs at the Manor

REVIEWS

How much do we really know about The Manor clubs?

Here are some you might not have tried...

Glee club:

It is run by Ms Moffatt.

Glee club is a fun and exciting way to sing to jazzy music. If you're in it you should tell other people about it!

Susie Y5: It's really fun and you do cool pop songs.

Cricket:

It is run by the PE department in the Summer Term.

Emma Y5: It's really good fun - they even play games with us!

Nicole Y5: I love the games and that we do matches.

Lights, Camera, Action!

It is run by Mrs Side and Mr Read.

Sophie Y5: You make mini films in this club. It's very fun!

Badminton Club:

For Years 4-6 and run by Mr Stepney.

Eloise Y4: It's good fun.

Rebeca Y4: Mr Stepney is a really good club leader.

Archery:

It is run by an outside company.

Annabel Y6: It's fun! You get to learn how to use a bow and arrow.

Paul (the teacher) is very helpful.

Summer Wordsearch

1. What do people like to eat in summer?
2. What do you have to put on in the sun so you don't turn red?
3. What is the thing that makes morning bright?
4. Who do you spend the most time with in Summer?
5. Where do you go to surf and swim?
6. What looks blobby that can sting you in the ocean?
7. What do women wear when they are swimming?
8. What is salty, is at the beach and is blue?
9. Who do you like to play with at the playground?
10. What would you call the weather in summer?
11. What is the opposite of inside?
12. What do the English people call a 'vacation'?



S	U	N	C	R	E	A	M	A	Y	H	H	E	A
C	O	U	T	S	I	D	E	J	H	E	D	L	S
U	R	N	S	A	O	A	E	I	H	F	I	N	E
F	A	M	I	L	Y	L	A	I	E	R	A	I	U
E	I	N	H	T	L	S	U	N	S	H	I	N	E
C	H	K	A	Y	S	E	B	I	E	R	E	D	B
U	I	Y	F	T	R	H	F	I	Y	Y	N	A	M
U	E	I	A	I	U	N	C	R	K	A	E	Y	A
I	S	S	U	D	A	R	R	A	E	I	U	I	E
H	F	D	U	C	I	N	E	C	E	H	N	O	R
A	U	I	R	B	M	L	O	B	E	B	O	I	C
E	F	H	F	B	E	J	O	E	A	N	B	T	E
T	R	I	A	E	E	N	C	H	S	U	H	O	C
D	C	H	I	I	T	S	D	N	E	I	R	F	I




1. Icecream
2. Suncream
3. Sunshine
4. Family
5. Beach
6. Jellyfish
7. Bikini
8. Ocean
9. Friends
10. Hot
11. Outside
12. Holiday

ANSWERS

Which Teacher Are You?


Instructions: Highlight or circle your answer



What is your favourite food?

A: Lasagna

B: Burgers



What is your favourite sport?

A: Golf

B: Football



What is your favourite animal?

A: Elephant


B: Dog



Would you run a school club?

A: No as there's not enough time!

B: Yes



Mostly A's

You are Mrs Stokes



Mostly B's

You are Mr Read

Find Manor Ted!

Manor Ted has been on a trip around school!
Can you find him in all the photos?



What instrument is
Amélie playing?

What are we doing in
this photo?



What time do Year 5
and 6 have lunch?



What new building
are we in?



Which playground
are we near?



Which Costume Do You Prefer?



A

or

B?



A

or

B?



A

or

B?



(A) Make-Up

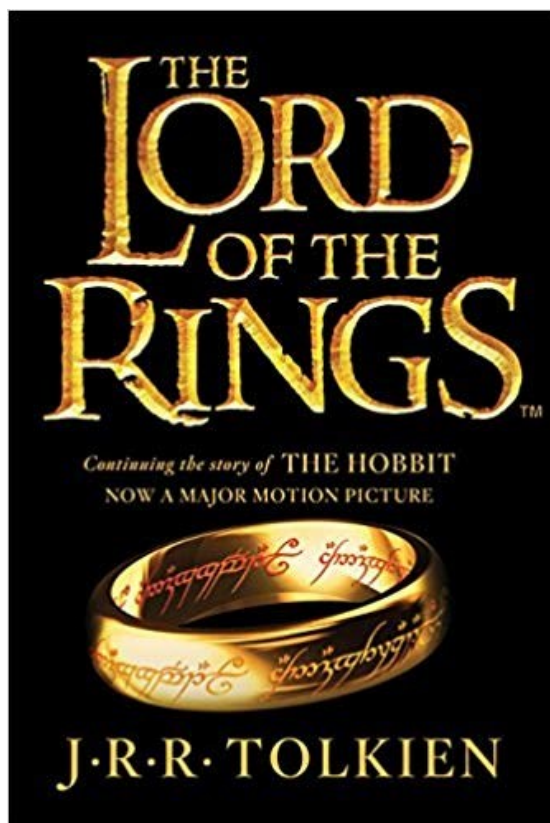
or

(B) No Make-Up



If you have mostly A's you love to dress up and look pretty.
If you have mostly B's you like to feel comfortable and wear funky clothes.

BOOK REVIEWS



The Lord of the Rings

I love the Lord of the Rings because it is very exciting and different. I like the way the author has made up all of the characters and all of the places have very unique names like 'Fangarn Forest'.

I give it five stars. *Tilly V-P*




Poppy Pym and the Double Jinx

This is a very funny mystery book with a twist... The investigator is a school girl who is from a circus! It is very imaginative and funny!

I give it four and a half stars.

Natasha T



*** Manor Mash Up *** Manor Mash Up *** Manor Mash Up ***

Year 6 French Trip



Our trip to France was so much fun and I enjoyed all of it immensely. We did tree climbing, team building and raft building. The whole trip was a memory that I will never forget.

Alice J


I enjoyed going to the market. Speaking French to the shopkeepers made me feel more confident and helped me learn more French. It's been such a great experience to end my time at The Manor.

Skye B



I got dressed as a robot - it was amazing!

Jazzy G



It helped me improve my French as well as having bundles of fun!

Eva B



The food was great and the day about the D-Day landings was very interesting.

Isla M

*** Manor Mash Up *** Manor Mash Up *** Manor Mash Up ***

I think my favourite part was the tree climbing. I climbed to the very top and it was very fun! We also visited the market, the creperie and the Bayeux Tapestry.

Hetti C



It was really fun visiting the Juno Beach Centre. I also loved the Market!

Zoe D



My favourite part of the France trip was the PGL activities—raft building and tree climbing. My favourite part of the raft building was the barrel bull and my favourite part of tree climbing was...

Climbing the tree!

Lily S



The French trip was one of my most memorable times at The Manor. I really enjoyed seeing the D-Day beaches and going to the disco. The activities were amazing and I got super wet doing raft building!

Philippa L



I liked the disco, but I wish it was longer!

Lily-Rose Y



COLOURING FUN

